

PRODUCT STORY

Linear by nature Block makes a statement in any front of house, break out or alternative working environment. Highly adaptable in terms of its modularity Block allows for many configurations to suit the desired application.

COM available for this collection



OPTIONS

Standard modules are 800 w x 560 d with variations in dimensions. Please refer to spec sheet for full details

DIMENSIONS

Height: 41 cm - 105 cm
Width: 80 cm - 160 cm
Depth: 25 cm - 56 cm
Seat Height: 41 cm

WARRANTY

10 year commercial warranty

FABRICATION


Structural pine frame with high density foam and webbing to accompany. Glides as standard to all modules for ease of movement

DESIGNER

AMD Collective




FAMILY
BLOCK




SINGLE SEAT

	CM
HEIGHT	41
WIDTH	80
DEPTH	56
SEAT HEIGHT	41



SINGLE LOW BACK

	CM
HEIGHT	70
WIDTH	80
DEPTH	25




DOUBLE SEAT

	CM
HEIGHT	41
WIDTH	160
DEPTH	56
SEAT HEIGHT	41



SINGLE HIGH BACK

	CM
HEIGHT	105
WIDTH	80
DEPTH	25



DOUBLE LOW BACK

	CM
HEIGHT	70
WIDTH	160
DEPTH	25